

163

Route Guide & Hazard Awareness

**WIMBLEDON STATION - WIMBLEDON CHASE - RAYNES PARK
GRAND DRIVE - LOWER MORDEN - MORDEN STATION**



Photo | Kristian Lake

Go Ahead-London


THINGS TO REMEMBER

MAKE NOTES ALONG THE WAY!

CHANGEOVER | MORDEN STATION

Changeovers will take place at Morden Station's forecourt.

Always communicate in advance with iBus if you are late for any reason.



Route 163 is a high frequency route. Headway is a measurement of the distance or time between buses. You can tell that you are on the correct Headway by using the iBus Headway indicator in the cab.

IMPORTANT: You must keep your bus as close to the middle of the indicator as possible. Take action and drop back if you are closing in to the bus in front.

CONTENTS

FULL ROUTE 163 MAP Between Wimbledon and Lower Morden. 3	FULL ROUTE 163 MAP Between Lower Morden and Morden Station. 4	RUNNING LIGHT To and from Wimbledon and to and from Morden Station. 5	IN SERVICE Route guide from Morden to Wimbledon, Worple Road. 6
IN SERVICE Route guide from Wimbledon to Morden Station. 7	WIMBLEDON, WORPLE ROAD Terminus point and map. 8	WIMBLEDON STATION Turning point and map. 9	RAYNES PARK Turning point and map. 10
LOWER MORDEN, GRAND DRIVE Turning point and map. 11	LOWER MORDEN, HILLCROSS AVENUE Turning point and map. 12	MORDEN STATION Terminus point and map. 13	LOCAL HAZARDS Hazards to be aware of and other points to note. 14
LOCAL HAZARDS Hazards to be aware of and other points to note. 15	AT THE GARAGE General information and safety at the garage. 16	CODES & PROCEDURES Facility codes, curtailment abrv & emergency radio procedure. 17	THINGS TO REMEMBER Make notes along the way. 18

THINK FIRST AND





ROUTE 163 MAP

LOWER MORDEN AND MORDEN STATION

THIS GUIDE IS
DESIGNED TO
ASSIST YOU ON
ROUTE 163.
ENJOY!



	ROUTE 163
	LIGHT RUNNING ROUTE
	CURTAILMENT ROUTE

GO TO
PAGE 3

RUNNING LIGHT

RUNNING OUT OF SERVICE

IMPORTANT
LOG OFF IBUS
IMMEDIATELY
IF RUNNING
LIGHT

TO WIMBLEDON WORPLE ROAD

- From **Merton garage**, turn right onto Merton High Street **A238**
- Continue ahead on Merton High Street **A238**
- At traffic light, turn right onto Merton Road (*South Wimbledon Station*) **A219**
- Follow road left onto The Broadway **A219**
- Follow road left onto Hartfield Road (*one-way system*) **A219**
- At junction, turn left onto Wimbledon Bridge (*Wimbledon Station*) **A219**
- At traffic light, turn left onto St George's Road
- Follow the road right onto Francis Grove
- At mini roundabout, take 3rd exit onto Worple Road to **stand**

FROM WIMBLEDON WORPLE ROAD

- At **stand**, continue ahead on Worple Road
- At traffic light, turn right onto Wimbledon Hill Road **A219**
- At traffic light, continue ahead onto Wimbledon Bridge (*Wimbledon Stn*) **A219**
- At traffic light, continue ahead onto The Broadway (*one-way system*) **A219**
- Continue ahead on The Broadway **A219**
- Follow the road right onto Merton Road **A219**
- At traffic light, turn left onto Merton High St (*South Wimbledon Station*) **A238**
- Turn left into **Merton garage**

TO MORDEN STATION

- From **Merton garage**, turn right onto Merton High Street **A238**
- Continue ahead on Merton High Street **A238**
- At traffic light, turn left onto Morden Road (*South Wimbledon Station*) **A219**
- At roundabout, take 2nd exit onto London Road to **first stop**

FROM MORDEN STATION

- At **stand**, exit bus station forecourt onto London Road **A217**
- At roundabout, take 1st exit onto London Road **A24/A219**
- At traffic light, turn right onto Merton High St (*South Wimbledon Station*) **A238**
- Turn left into **Merton garage**

ROUTE DIRECTIONS

RUNNING IN SERVICE

NEVER
DIVERT OFF
LINE OF ROUTE
UNLESS ADVISED
BY IBUS

TO WIMBLEDON WORPLE ROAD

- At **stand**, exit bus station forecourt onto London Road **A217**
- At roundabout, take 3rd exit back onto London Road **A217**
- Continue ahead onto London Road (*one-way system*) **A217**
- At traffic light, turn right onto Crown Road (*one-way system*) **A24**
- At traffic light, turn left onto Crown Lane **B286**
- At traffic light, turn left onto Links Avenue
- Continue ahead onto Hillcross Avenue (*under railway bridge*)
- At Lower Morden Roundabout, take 4th exit onto Grand Drive **B279**
- At mini roundabout, take 1st exit onto Grand Drive **B279**
- At 2nd mini roundabout, take 2nd exit onto Grand Drive **B279**
- At traffic light, continue ahead onto Grand Drive (*junc Bushey Road*) **B279**
- Follow the road right onto Approach Road (*Raynes Park Station*) **B279**
- Continue ahead onto Kingston Road **A238**
- Follow the road right onto Kingston Road **A238**
- At traffic light, turn left onto Kingston Road (*past The Nelson Health Ctr*) **A238**
- At traffic light, turn left onto Hartfield Road (*Merton Park Tram Stop*)
- At junction, turn left onto Hartfield Road (*one-way system*) **A219**
- At junction, turn left onto Wimbledon Bridge (*Wimbledon Station*) **A219**
- At traffic light, turn left onto St George's Road
- Follow the road right onto Francis Grove
- At mini roundabout, take 3rd exit onto Worple Road to **stand**



LOWER DOWNS ROAD
CLEARANCE HEIGHT

DOUBLE DECK VEHICLES MUST
NOT BE USED ON THIS ROAD

North of Kingston Road in Raynes Park

ROUTE DIRECTIONS

RUNNING IN SERVICE

IMPORTANT
PLEASE ENSURE
YOU USE YOUR
RIBAS KEY ON
EVERY TRIP

TO MORDEN STATION

- At **stand**, continue ahead on Worples Road
- At traffic light, turn right onto Wimbledon Hill Road **A219**
- At traffic light, continue ahead onto Wimbledon Bridge (*Wimbledon Stn*) **A219**
- At traffic light, continue ahead onto The Broadway (*one-way system*) **A219**
- At traffic light, turn right onto Gladstone Road (*one-way system*) **A219**
- Turn left onto Hartfield Road
- At traffic light, turn right onto Kingston Road (*Merton Park Tram Stop*) **A238**
- At traffic light, turn right onto Kingston Road (*past Wimbledon Chase Stn*) **A238**
- Follow the road left onto Kingston Road **A238**
- Continue ahead onto Approach Road (*Raynes Park Station*) **B279**
- Follow the road left onto Grand Drive **B279**
- At traffic light, continue ahead onto Grand Drive (*junc Bushey Road*) **B279**
- At mini roundabout, take 1st exit onto Grand Drive **B279**
- At 2nd mini roundabout, take 2nd exit onto Grand Drive **B279**
- At Lower Morden Roundabout, take 1st exit onto Hillcross Avenue
- Continue ahead onto Links Avenue (*under railway bridge*)
- At traffic light, turn right onto Crown Lane **B286**
- At traffic light, continue ahead onto Crown Lane (*one-way system*) **A24**
- At traffic light, turn left onto Morden Station Forecourt to **stand**

WIMBLEDON

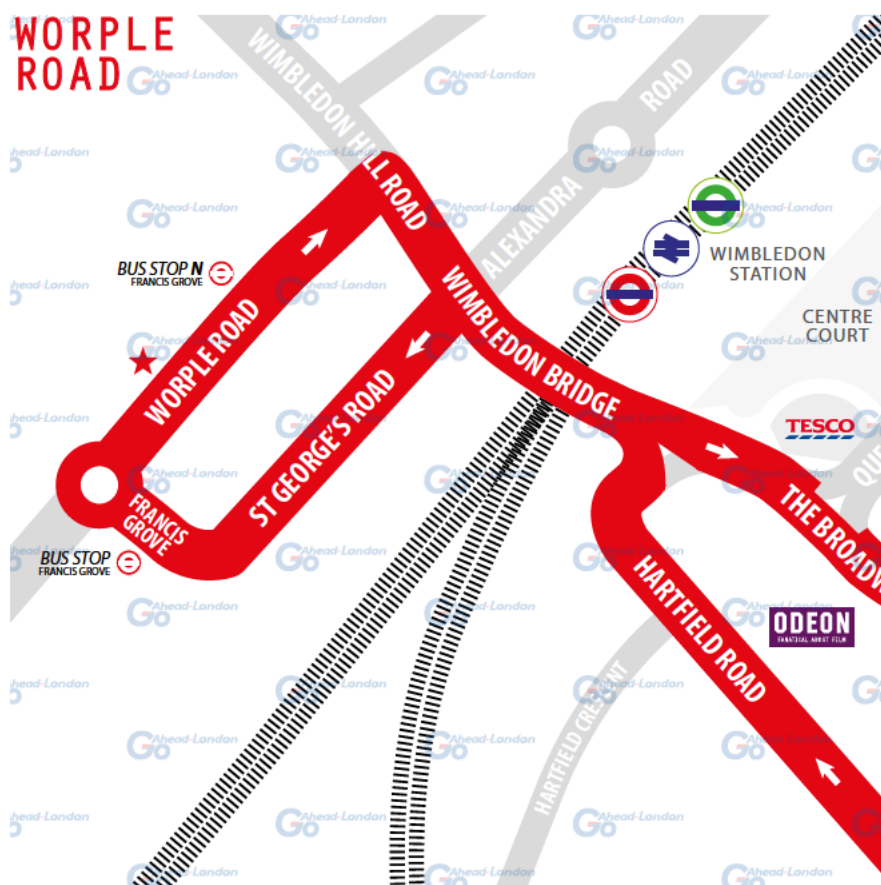
TERMINUS POINT

SWITCH THE
ENGINE OFF
WHILST AT THE
STAND

From Morden. Proceed from Worple Road direct to stand.
Set down on Worple Road at **ALIGHTING POINT**.

Towards Morden. Depart to Worple Road.
Pick up on Worple Road at **BUS STOP N**.

Public stand for up to 3 buses on west side of Worple Road.
Blind display: **WIMBLEDON**.



WIMBLEDON

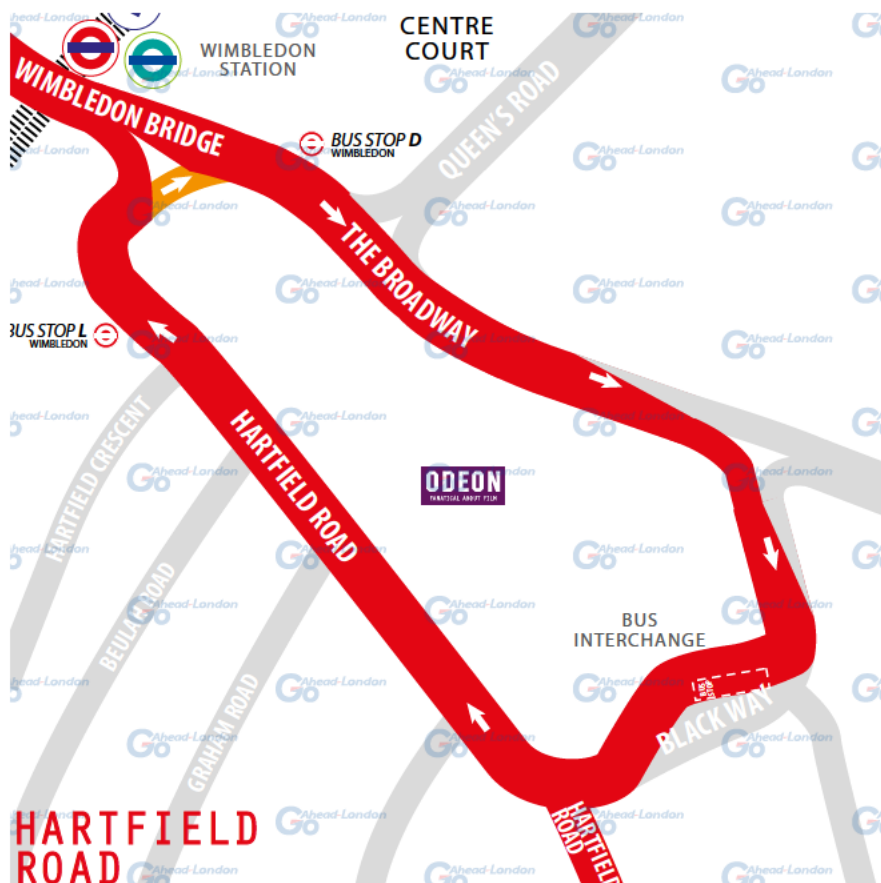
TURNING POINT

TURNING POINT ONLY.
BUSES MUST NOT STAND.

From Morden. Proceed from Hartfield Road Bus Lane via Hartfield Road and Wimbledon Bridge. Set down on Hartfield Road Bus Lane at **BUS STOP L**.

Towards Morden. Depart to The Broadway. Pick up on The Broadway at **BUS STOP D**.

Turning point only - buses must not stand.
Blind display: **WIMBLEDON**.



RAYNES PARK

TURNING POINT

PLEASE CHECK
TRIP NUMBER
ON ETM BEFORE
DEPARTING

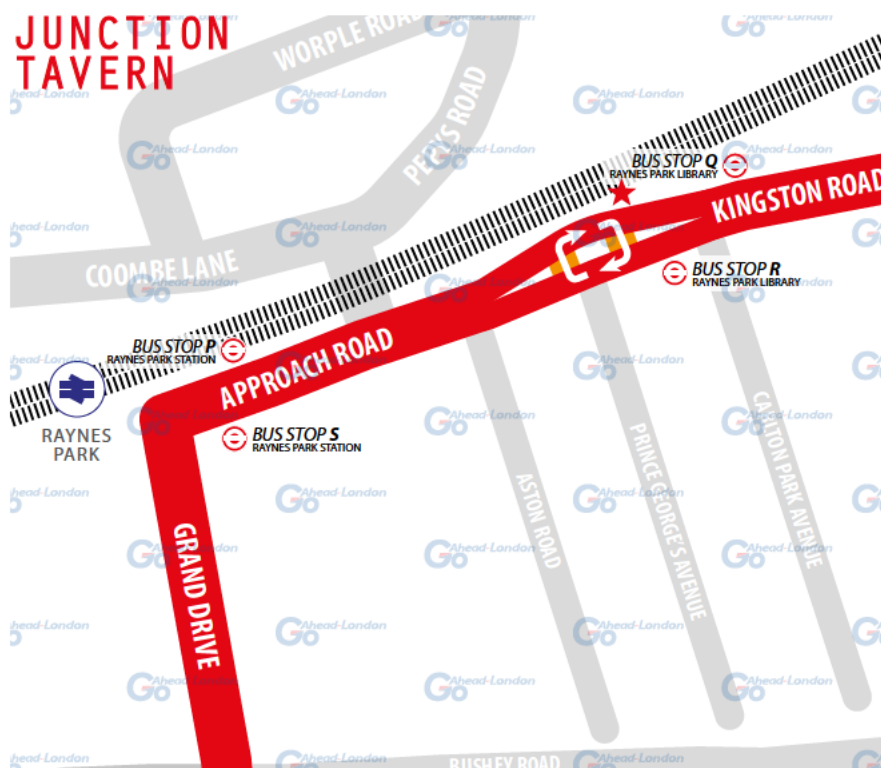
From Morden. Proceed from Approach Road via Kingston Road to stand. Set down on Approach Road at **BUS STOP P.**

Towards Morden. Depart via Kingston Road to Approach Road. Pick up on Approach Road at **BUS STOP S.**

From Wimbledon. Proceed from Kingston Road direct to stand. Set down on Kingston Road at **BUS STOP R.**

Towards Wimbledon. Depart to Kingston Road. Pick up on Kingston Road at **BUS STOP Q.**

Public stand for three buses on north side of Kingston Road
Blind display: RAYNES PARK.



LOWER MORDEN

TURNING POINT

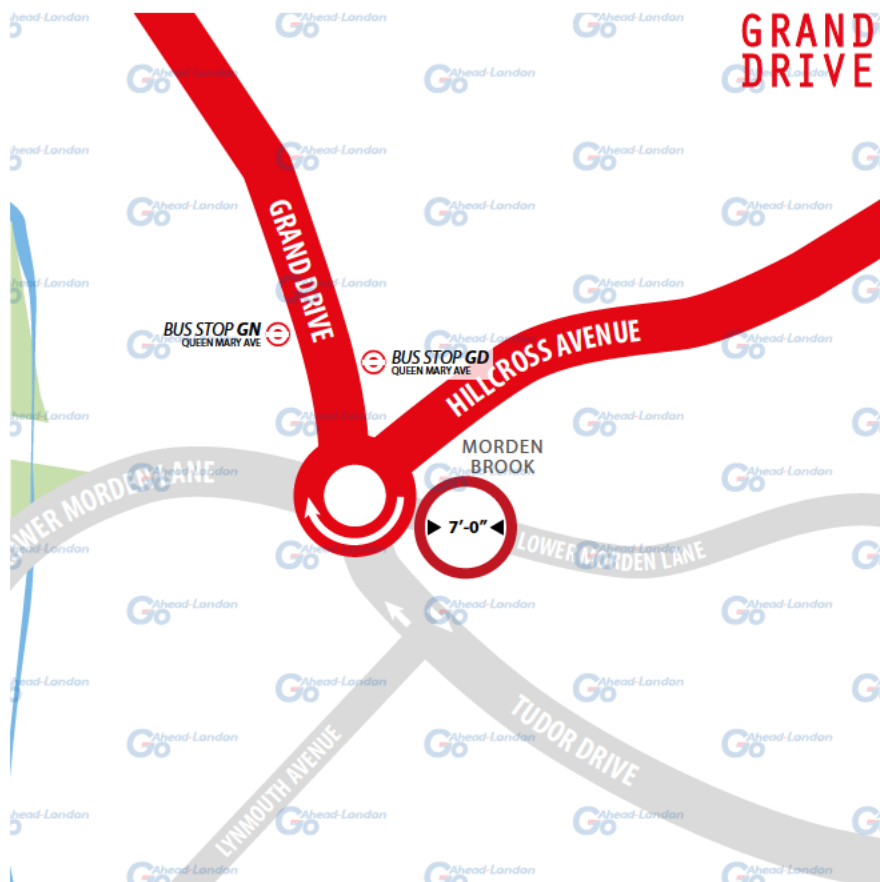
**TURNING POINT ONLY.
BUSES MUST NOT
STAND.**

From Wimbledon. Proceed from Grand Drive via Lower Morden Lane. Set down on Grand Drive at **BUS STOP GD.**

Towards Wimbledon. Depart to Grand Drive. Pick up on Grand Drive at **BUS STOP GN.**

Turning point only - buses must not stand.

Blind display: **LOWER MORDEN.**



LOWER MORDEN

CURTALMENT POINT

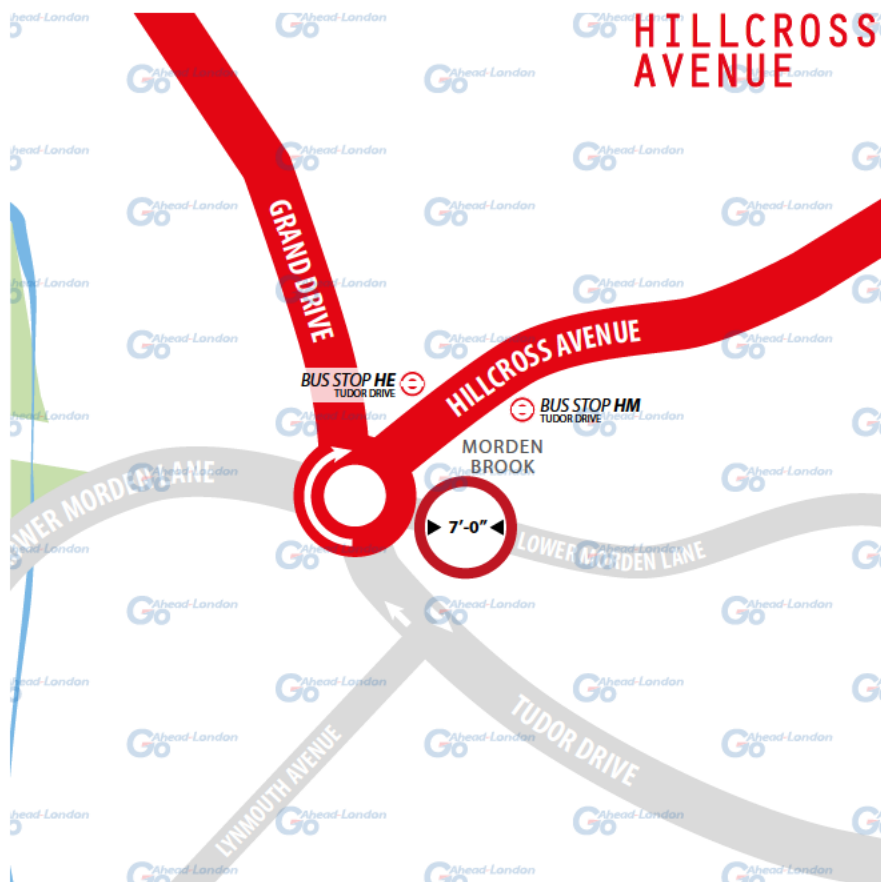
PLEASE CHECK
TRIP NUMBER
ON ETM BEFORE
DEPARTING

From Morden. Proceed from Hillcross Avenue direct to stand.
Set down on Hillcross Avenue at **BUS STOP HM.**

Towards Morden. Depart via Hillcross Avenue and Lower Morden Lane to
Hillcross Avenue. Pick up on Hillcross Avenue at **BUS STOP HE.**

Public stand for one bus on south side of Hillcross Avenue.

Blind display: **LOWER MORDEN.**



MORDEN STATION

TERMINUS POINT

PLEASE CHECK
TRIP NUMBER
ON ETM BEFORE
DEPARTING

From Wimbledon. Proceed from Crown Lane via Morden Station Forecourt to stand. Set down on Crown Lane at **BUS STOP M**.

Towards Wimbledon. Depart via Morden Station Forecourt, London Road and Morden Hall Road Roundabout to London Road.
Pick up on London Road at **BUS STOP F**.

Private stand for up to 8 buses on Morden Station Forecourt on north side of London Road. **Blind display: MORDEN.**

MORDEN STATION FORECOURT



LOCAL HAZARDS & POINTS TO NOTE

FULL RISK ASSESSMENT VIEWABLE UPON REQUEST



BUSY PEDESTRIAN AREA | WIMBLEDON TOWN CTR

20 mph speed limit. Drive within the speed limit; be very careful of pedestrians stepping into the path of the bus.

LANE DISCIPLINE | SIR CYRIL BLACKWAY/HARTFIELD RD

Need to cross lanes. On exit from the bus station, care should be taken when crossing traffic lanes in order to turn left into Hartfield Road.

PARKED VEHICLES | HARTFIELD ROAD

Parking on the road side. Take care there is enough road space to proceed and look out for oncoming vehicles.

TRAM MOVEMENTS | HARTFIELD ROAD/KINGSTON ROAD

Care should be taken when crossing the tram tracks at this location.

BOX JUNCTION |

Do not enter box junction unless your exit is clear.

SHARP LEFT TURN | KINGSTON ROAD/HARTFIELD ROAD

Sharp left turn on journeys towards Wimbledon. Use the full width of the junction to complete this manoeuvre.

LOW BRIDGE 7'9" | NEAR KINGSTON ROAD

Very low bridge (7'9") in Lower Downs Road. This road is not to be used by any bus under any circumstance.

DOUBLE MINI ROUNDABOUT | GRAND DRIVE/SOUTHWAY

Care should be taken to observe stop lines and look out for other vehicles.

SPEED TABLES | GRAND DRIVE

Speed tables should be approached and driven over at very low speed to assure good ride quality and avoid damage to vehicle.

PARKED VEHICLES | HILLCROSS AVENUE

Ensure there is enough road space to proceed and look for oncoming vehicles.

LOCAL HAZARDS & POINTS TO NOTE

FULL RISK ASSESSMENT VIEWABLE UPON REQUEST



RAISED ZEBRA CROSSINGS | HILLCROSS AVENUE

Raised crossings should be approached and driven over at very low speed to assure good ride quality and avoid damage to vehicle.

BUSY PEDESTRIAN AREA | MORDEN STATION FORECOURT

Other buses manoeuvring. Use a maximum speed of 10 mph. Be very careful of pedestrians stepping into path of the bus, especially when passing other buses that are serving bus stops. Be aware of other buses manoeuvring – some reversing movements take place at this location.

MERGING TRAFFIC | MORDEN STATION/LONDON ROAD

Exit from bus station merges into normal traffic on London Road. Ensure exit is clear before proceeding.

BELL CORNER | CROWN LANE/CROWN ROAD

Be aware of bell and ensure your bus does not collide with it when manoeuvring at this junction.

VARIOUS HAZARDS | MERTON GARAGE LIGHT RUN

Need to drive over pavement. Limited visibility. Be sure to look out for and give way to passing pedestrians. Visibility of approaching traffic is limited to your right – proceed with caution and look out for oncoming vehicles. To turn left, you need to take part of the offside carriageway – again proceed with caution and look out for oncoming vehicles.

DOUBLE MINI ROUNDABOUT | HAYDONS RD/NORTH RD

Care should be taken to observe stop lines and look out for other vehicles.

PARKED VEHICLES | GAP ROAD ALT LIGHT RUN

Ensure there is enough road space to proceed and look for oncoming vehicles.

PARKED VEHICLES | ALEXANDRA ROAD ALT LIGHT RUN

Low trees. Take care there is enough road space to proceed and look out for oncoming vehicles. Be aware of trees close to road side and avoid collision.

NARROW LANES | MORDEN ROAD/MERTON HIGH STREET

Be aware of the position of traffic in the other lane.

AT THE GARAGE

GARAGE AND GENERAL SAFETY INFORMATION

BE VISIBLE
**WEAR YOUR
HI-VIS** WITHIN
THE GARAGE

GO SLOW!
MANDATORY
SPEED OF 5 MPH
WITHIN THE
GARAGE

BE NOTICED
HEADLIGHTS
ON AT ALL TIMES
IN THE GARAGE

STICK TO
DESIGNATED
PATHS AND
WALKWAYS

NO EXCUSES
PLEASE ABIDE BY
THE RULES. IT'S
MANDATORY!

BE AWARE.
REPORT ALL
HAZARDS
IMMEDIATELY

REMEMBER
LOOK OUT
FOR CYCLISTS
DRIVE SLOWLY

PARK FERRY
VEHICLES WITHIN
DESIGNATED
AREAS

**USE THE
HORN** WHEN
APPROACHING
CORNERS &
REVERSING

ELECTRIC BUSES
ARE SILENT. BE
EXTRA CAUTIOUS
WHILST ON THE
MOVE!

FUEL, OIL &
COOLANT SPILLS
CAN MAKE THE
SURFACE SLIPPERY
BE AWARE

FAMILIARISE
YOURSELF WITH
THE GARAGE
SAFETY CODE

THINK FIRST AND



OTHER INFORMATION

CODES AND EMERGENCY RADIO PROCEDURES

REMAIN CALM:
GIVE ACCURATE
INFORMATION.
WE'RE HERE
TO ASSIST!

ROUTE 163 | CURTAILMENT ABBREVIATIONS

MS	Morden Station	HA	Hillcross Avenue
LM	Lower Morden, Grand Drive	RPJ	Raynes Park
WMBST	Wimbledon Station	WW	Wimbledon, Worple Road

FACILITIES | THROUGHOUT THE ROUTE

Morden Underground Station. [REDACTED]

Wimbledon. Use Elys department store.

If you urgently need to use a facility, please inform iBus immediately.

CODE RED | EMERGENCY RADIO PROCEDURE

If you require the Emergency Services to attend your vehicle (for example in the event of passenger injury, assault or major RTA), you should contact CentreComm using the radio's Code Red facility. To call CentreComm, **hold down the Code Red button on your vehicle's radio for at least 3 seconds** until you see *** displayed on the MDT screen to indicate that your call has been connected. Hold down the foot switch in the cab when you are speaking, and end what you have to say with the word "over" to indicate that you expect a response. Release the foot switch when you are not speaking. Remember to speak slowly and clearly. Note that you will usually receive a radio call from your depot shortly after you make a Code Red call. ***You should not use the radio whilst the vehicle is in motion.***

CODE
GREEN

Call your garage for non-emergency, mechanical defects, help or advice

CODE
BLUE

Call CentreComm for non-emergency, incident reporting or diversions

CODE
RED

Call CentreComm for emergency services, passenger injury or assault